

## REGISTRATION FORM

Name : \_\_\_\_\_  
(Last) (Middle) (First)

State / MCI Registration No.: \_\_\_\_\_

IAP-ID Membership No.: \_\_\_\_\_

Technician / Post Graduate / Faculty:

Address : \_\_\_\_\_

\_\_\_\_\_

\_\_\_\_\_

City: \_\_\_\_\_ State: \_\_\_\_\_ Pin: \_\_\_\_\_

Mobile No. : \_\_\_\_\_ E-mail: \_\_\_\_\_

Mode of Payment: DD / Cheque

Dated: \_\_\_\_\_

Reference Number : \_\_\_\_\_

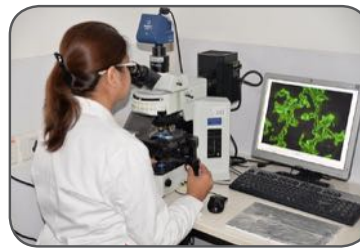
Electronic payment: \_\_\_\_\_

Ref Number / UTR number: \_\_\_\_\_

### Registration Fees

Date	PG's/ Technicians* (Rs.)	IAP-ID Members (Rs.)	Others (Rs.)
Till 31 <sup>st</sup> March 2018	1500/-	2200/-	2500/-
Till 15 <sup>th</sup> April 2018	2000/-	2500/-	3000/-
Spot	2500/-	3000/-	3500/-

\* Mandatory: Please submit supporting certificate from HOD.



### Mode of Payment:

Mode of Payment: Demand Draft / Cheque

Drawn in favour of: Global Health Private Limited, payable at Gurugram

### NEFT or IMPS transfer to the following account:

Name of the Account: Global Health Private Limited

Name of the Bank: Yes Bank Limited

Address: Plot No. 11/48, Shopping Center,  
Diplomatic Enclave, Malcha Market  
Chanakyapuri, New Delhi – 110021

Collection Account No.: 000380200000292

IFSC/RTGS Code: YESB0000003

Swift Code: Yes Bank Ltd., Mumbai  
( Swift BIC YESBINBB )

MICR Code: 110532002

TAN NO.: DELG07947C

PAN No.: AACCG2681C

SERVICE TAX NO.: AACCG2681CSD003

TIN NO.: 06301828822

For all NEFT payments:

1. Please mention delegate name in the "Description" option while making online payment.
2. Please email the NEFT transaction ID / UTR number with a soft copy of your completed registration form to enable us to link the form and your payment.

Registration forms should be sent to:

[iapid.april2018@medanta.org](mailto:iapid.april2018@medanta.org)

or

### Organising Secretary

IAPID Mid - Year Teaching Programme,  
Department of Pathology and Lab Medicine,  
Medanta - The Medicity,  
Sector - 38, Gurugram - 122001, Haryana, India  
Mobile No.: Dr. Alka Rana: +91 99114 55156

For further information contact: Mr. Susheel Kumar: +91 99588 85521

## International Academy of Pathology - Indian Division

MID - YEAR TEACHING PROGRAMME, 2018

**DIRECT IMMUNOFLOURESCENCE IN KIDNEY AND SKIN:  
TECHNIQUE, INTERPRETATION AND REPORTING**

### 21<sup>st</sup> April, 2018

Organised by:

**Department of Pathology & Lab Medicine**  
Medanta - The Medicity, Gurugram



### Venue:

Auditorium, 2<sup>nd</sup> Floor

## Dear Colleagues,

The Department of Pathology, Medanta - The Medicity is pleased to announce the IAPID Mid Year Teaching Programme 2018.

- Medanta - The Medicity, Gurugram (Delhi-NCR) abides by a practiced belief of continuous learning. It routinely organizes conferences, workshops and seminars which seek to further knowledge and its applications.
- This immunofluorescence workshop will provide an in depth insight into renal and skin immunofluorescence. It will offer an opportunity for post-graduates and practicing pathologists to gain comprehensive updates on all facts of direct immunofluorescence-technical aspects, interpretation and pitfalls.
- The routine use of immunofluorescence (IF) and electron microscopy (EM), besides light microscopy (LM), is an integral part of our diagnostic activity, which sets us apart from other renal pathology service providers. We are one of the few labs in the country which routinely do IgG subclasses and PLA2R staining. We have an annual volume of 900-1000 kidney biopsies, including both native and transplant kidney biopsies from in-house and external nephrologists. We provide rapid renal biopsy reporting within 4-6 hours.
- Venue: Auditorium, 2<sup>nd</sup> Floor, Medanta - The Medicity.
- Considered the business district of the National Capital Region, Gurugram is a suburb of New Delhi and is well connected to the capital.
- We look forward to welcoming you for the IAPID Mid Year Teaching Programme on Direct Immunofluorescence at Medanta - The Medicity, Gurugram.

### Organising Committee

#### Chief Patron

Dr. Naresh Trehan  
CMD, Medanta

### Organising Chairpersons

Dr. (Brig) Sunita Kakkar, VSM Director & Head Dept of Pathology & Lab Medicine	Dr. Dheeraj Gautam Associate Director Dept of Pathology & Lab Medicine
--	--


### Organising Secretary

Dr. Alka Rana  
Associate Consultant Histopathology (Incharge Nephropathology)  
Dept of Pathology & Lab Medicine  
Mob: +91 99114 55156

## Scientific Programme

8:00 - 8:30	<b>Registration</b>	
8:30 - 8:40	Welcome & Introduction Inaugural Address	Dr. (Brig) Sunita Kakkar, VSM Medanta - The Medicity, Gurugram IAPID
8:40 - 8:50	Setting up an Immunofluorescence lab in your facility	Dr. Dheeraj Gautam Medanta - The Medicity, Gurugram
9:00 - 9:45	Basics of Immunofluorescence techniques	Dr. Ashwani Kumar (PhD), PGIMER - Chandigarh
9:45 - 10:00	<b>Tea - Break</b>	
10:00 - 1:00	Methodology followed by cases	Dr. Alka Rana / Dr. Rajan Duggal / Dr. Ashwani Kumar (PhD) Mr. Deepak / Mr. D.R. Singh
1:00 - 1:40	<b>Lunch</b>	
1:45 - 2:15	Interpretation of Immunofluorescence in kidney biopsies - Part 1	Dr. Alka Rana Medanta - The Medicity, Gurugram
2:20 - 2:50	Interpretation of Immunofluorescence in kidney biopsies - Part 2	Dr. Rajan Duggal Fortis Escorts, New Delhi
3:00 - 3:15	Additional newer Immunofluorescence markers	Dr. Alka Rana Medanta - The Medicity, Gurugram
3:20 - 3:40	Interpretation of Immunofluorescence in Skin biopsies - Part 1	Dr. Ishani Mohapatra Medanta - The Medicity, Gurugram
3:40 - 4:20	Interpretation of Immunofluorescence in Skin biopsies - Part 2	Dr. Asha Kubba & Dr. Meenakshi Batrani Delhi Dermopath Laboratory, New Delhi
4:30 - 5:30	Pitfalls in interpretation of Renal biopsy	Dr. Alka Rana, Dr. Rajan Duggal
5:30 - 5:45	<b>Tea</b>	
5:45	Vote of Thanks	Dr. Alka Rana Medanta - The Medicity, Gurugram

## Places to Visit



**Red Fort**




**Gurudwara Sis Ganj Sahib**



**Lotus Temple**



**Qutub Minar**



**Garden of Five Senses**



**Khan Market**